

REPORT OF PHYSICAL ACCOMPLISHMENTS
For the Quarter Ending March 31,2013

DEPARTMENT: STATE UNIVERSITIES & COLLEGES


AGENCY: CENTRAL BICOL STATE UNIVERSITY OF AGRICULTURE

MAJOR FINAL OUTPUTS (MFOs) PROGRAMS, ACTIVITIES, and PROJECTS (PAPs)	PERFORMANCE INDICATORS (PIs)	Target	Actual	% of Accomplishment	Remarks	
(1)	(2)	(3)	(4)	(5)	(6)	
MFO 1 - Advanced & Higher Education	Number of Weighted Full Time Equivalent Students (FTES)				Submitted last quarter of 2012	
	Technical/Vocational					
	Pre-Baccalaureate					
	Baccalaureate					
	Post-Baccalaureate					
	Masters					
	Doctor of Philosophy					
	Total					
	Weighted Number of Graduates					
	Technical/Vocational					
	Pre-Baccalaureate		262	432	165%	More students opted to pursue 2-year course for immediate employment
	Baccalaureate		2,526	2,032.50	80%	Reasons cited by students include transfer to other courses, transfer of residence and due to emoloyment
Post-Baccalaureate		60	39	65%		
Masters		120	66	55%		
Doctor of Philosophy		42	39	93%		
Total		3,010	2,608.50	87%		
Gross Graduation Rates Per Program Level						
Technical/Vocational						
Pre-Baccalaureate		30	59%	196%	For immediate employment	
Baccalaureate		65	57%	88%		

Prepared by:



DR. CELY S. BINOYA
Planning Officer



ATTY. MARITO T. BERNALES, PhD
SUC President III

REPORT OF PHYSICAL ACCOMPLISHMENTS
For the Quarter Ending March 31,2013

DEPARTMENT: STATE UNIVERSITIES & COLLEGES


AGENCY: CENTRAL BICOL STATE UNIVERSITY OF AGRICULTURE

MAJOR FINAL OUTPUTS (MFOs) PROGRAMS, ACTIVITIES, and PROJECTS (PAPs)	PERFORMANCE INDICATORS (PIs)	Target	Actual	% of Accomplishment	Remarks
(1)	(2)	(3)	(4)	(5)	(6)
	Post-Baccalaureate	63	63%	100%	
	Masters	39	38%	97%	
	Doctor of Philosophy	94	79%	84%	
	All Program Levels Combined				
	FTE Faculty With Baccalaureate as Highest Degree	79	170	215%	Ageing faculty members who have no motivation to pursue advanced studies
	FTE Faculty With Master as Highest Degree	324	486	150%	
	FTE Faculty With Doctorate as Highest Degree	168	193	115%	
	% of FTE Faculty With Baccalaureate as Highest Degree	13.80%	20.00%	145%	
	% of FTE Faculty With Master as Highest Degree	56.80%	57.00%	100%	
	% of FTE Faculty With Doctorate as Highest Degree	29.40%	23.00%	78%	Ageing faculty members who have no motivation to pursue advanced studies
	Licensure Passing Rates (Average Per Year)				
	Agriculture, Forestry, Fisheries	38			
	Education, Science & Teacher Training	52%	51%	98%	
	Engineering, Technology and IT	50%			
	Medical and Allied	60%			
	Other Fields/Criminology	64%			
	All Fields Combined	53%			

Prepared by:



DR. CELY S. BINOYA
Planning Officer



ATTY. MARITO T. BERNALES, PhD
SUC President III

**REPORT OF PHYSICAL ACCOMPLISHMENTS
For the Quarter Ending March 31,2013**

DEPARTMENT: STATE UNIVERSITIES & COLLEGES

AGENCY: CENTRAL BICOL STATE UNIVERSITY OF AGRICULTURE

MAJOR FINAL OUTPUTS (MFOs) PROGRAMS, ACTIVITIES, and PROJECTS (PAPs)	PERFORMANCE INDICATORS (PIs)	Target	Actual	% of Accomplishment	Remarks
(1)	(2)	(3)	(4)	(5)	(6)
	<p>% Of All Programs Which Are Candidate Status</p> <ul style="list-style-type: none"> Technical/Vocational Pre-Baccalaureate Baccalaureate Post-Baccalaureate Masters Doctor of Philosophy <p>% Of All Programs Which Are Accredited at Level 1</p> <ul style="list-style-type: none"> Technical/Vocational Pre-Baccalaureate Baccalaureate Post-Baccalaureate Masters Doctor of Philosophy <p>% Of All Programs Which Are Accredited at Level 2</p> <ul style="list-style-type: none"> Technical/Vocational Pre-Baccalaureate Baccalaureate Post-Baccalaureate Masters Doctor of Philosophy 				

Prepared by:



DR. CELY S. BINOYA
Planning Officer



ATTY. MARITO T. BERNALES, PhD
SUC President III

REPORT OF PHYSICAL ACCOMPLISHMENTS

For the Quarter Ending March 31,2013

DEPARTMENT: STATE UNIVERSITIES & COLLEGES


AGENCY: CENTRAL BICOL STATE UNIVERSITY OF AGRICULTURE

MAJOR FINAL OUTPUTS (MFOs) PROGRAMS, ACTIVITIES, and PROJECTS (PAPs)	PERFORMANCE INDICATORS (PIs)	Target	Actual	% of Accomplishment	Remarks
(1)	(2)	(3)	(4)	(5)	(6)
MFO 2 - RESEARCH SERVICES	% Of All Programs Which Are Accredited at Level 3				
	Technical/Vocational				
	Pre-Baccalaureate				
	Baccalaureate				
	Post-Baccalaureate				
	Masters				
	Doctor of Philosophy				
	Number od Externally-Funded Merit Scholars				
	Technical/Vocational				
	Pre-Baccalaureate				
	Baccalaureate	558	300	54%	Limited sponsors of merit scholarship
	Post-Baccalaureate	0	0	0	
	Masters - Full time scholars	8	8	100%	
	Part time Scholars	10	16	160%	
	Doctor of Philosophy	5	0	0	
1. Number of Research Outputs Published					
2.1.1. In International Journals		0	0	0	
2.1.2. In Other International Journals		3	3	100%	
2.1.3. In Referred National Journals		0	0	0	
2.1.4. In Other National Journals		2	2	100%	
2.1.5. In Institutional Journals		0	0	0	

Prepared by:



DR. CELY S. BINOYA
Planning Officer



ATTY. MARITO T. BERNALES, PhD
SUC President III

REPORT OF PHYSICAL ACCOMPLISHMENTS


For the Quarter Ending March 31,2013

DEPARTMENT: STATE UNIVERSITIES & COLLEGES


AGENCY: CENTRAL BICOL STATE UNIVERSITY OF AGRICULTURE

MAJOR FINAL OUTPUTS (MFOs) PROGRAMS, ACTIVITIES, and PROJECTS (PAPs)	PERFORMANCE INDICATORS (PIs)	Target	Actual	% of Accomplishment	Remarks
(1)	(2)	(3)	(4)	(5)	(6)
MFO 3 - EXTENSION SERVICES	2. Number of Research Outputs Disseminated or Presented				
	2.2.1. In International Fora/ Conferences	3	3	100%	
	2.2.2. In National Fora/ Conferences	3	3	100%	
	2.2.3. In Philippine Regional Fora/ Conferences	7	7	100%	
	2.2.4. No. of Researchers with Track Records	60	60	100%	
	2.2.5. No. Inventions Patented/ Commercialized	0	0	0	
	2.2.6. No. of Copyrights Registered	0	0	0	
	2.2.7. No. of Externally-Funded Research Projects in Progress	28	28	100%	
	1. Number of Persons Trained				
	3.1.1. Agricultural Extension	796	692	83%	
	3.1.2. Technical/ Vocational	330	646	196%	
	3.1.3. Continuing Education for Professionals	1225	3,132	256%	
	3.1.4. Others	296	415	140%	
	Total	2,647	4,885	185%	
	2. Number of Persons- Days Trained				
	3.1.1. Agricultural Extension	1,160	1320	114%	
	3.1.2. Technical/ Vocational	2,168	2386	110%	
3.1.3. Continuing Education for Professionals	2,225	3621	163%		
3.1.4. Others	357	2633	738%		
Total	5,910	9960	169%		
3. Number of LGUs Assisted in Development Planning		12	30	250%	

Prepared by:



DR. CELY S. BINOYA
Planning Officer



ATTY. MARITO T. BERNALES, PhD
SUC President III

REPORT OF PHYSICAL ACCOMPLISHMENTS
For the Quarter Ending March 31,2013

DEPARTMENT: STATE UNIVERSITIES & COLLEGES


AGENCY: CENTRAL BICOL STATE UNIVERSITY OF AGRICULTURE

MAJOR FINAL OUTPUTS (MFOs) PROGRAMS, ACTIVITIES, and PROJECTS (PAPs)	PERFORMANCE INDICATORS (PIs)	Target	Actual	% of Accomplishment	Remarks
(1)	(2)	(3)	(4)	(5)	(6)
<p align="center">GENERAL ADMINISTRATIVE & SUPPORT SERVICES (GASS)</p> <p>SUPPORT TO OPERATIONS (STO)</p> <p>Personnel Development and Welfare Support</p> <p>Guidance and Counseling</p> <p>Library Services</p> <p>Infirmiry Services</p> <p>Student Housing</p> <p>ICT Services</p>	<p align="center">No. of Personnel who Pursue Studies and Sent for Trainings</p> <p align="center">No. of Clients Served/ day</p> <p align="center">No. of Clients Served/ Day</p> <p align="center">No. of Clients Served/ day</p> <p align="center">No. of Students Served / day</p> <p align="center">No. of Clients Served / day</p>	<p align="center">215</p> <p align="center">75</p> <p align="center">300</p> <p align="center">33</p> <p align="center">549</p> <p align="center">1166</p>	<p align="center">214</p> <p align="center">103</p> <p align="center">318</p> <p align="center">53</p> <p align="center">549</p> <p align="center">1304</p>	<p align="center">99.50%</p> <p align="center">137%</p> <p align="center">106%</p> <p align="center">161%</p> <p align="center">100.00%</p> <p align="center">112%</p>	<p align="center">All campuses</p> <p align="center">All campuses</p> <p align="center">All campuses</p> <p align="center">All campuses</p> <p align="center">All campuses</p> <p align="center">All campuses</p>

Prepared by:



DR. CELY S. BINOYA
Planning Officer



ATTY. MARITO T. BERNALES, PhD
SUC President III