

REPORT OF PHYSICAL ACCOMPLISHMENTS
For the Quarter Ending June 30, 2013

DEPARTMENT: STATE UNIVERSITIES & COLLEGES
AGENCY: CENTRAL BICOL STATE UNIVERSITY OF AGRICULTURE

MAJOR FINAL OUTPUTS (MFOs) PROGRAMS, ACTIVITIES, and PROJECTS (PAPs)	PERFORMANCE INDICATORS (PIs)	Target	Actual	% of Accomplishment	Remarks
(1)	(2)	(3)	(4)	(5)	(6)
MFO 1 - Advanced & Higher Education	Number of Weighted Full Time Equivalent Students (FTES)				The increase in enrollment for the 1st semester S/Y 2013-2014 was due to the impact of the increase in percentage of passing in the LET Submitted 1st quarter of 2013
	Technical/Vocational				
	Pre-Baccalaureate	80	101	126.25	
	Baccalaureate	7,504	11,746.00	156.53	
	Post-Baccalaureate	383	15	3.92	
	Masters	137	189.8	138.54	
	Doctor of Philosophy	30	47.3	157.67	
	Total	8,224	12,099.10	147.12	
	Weighted Number of Graduates				
	Technical/Vocational				
	Pre-Baccalaureate				
	Baccalaureate				
	Post-Baccalaureate				
	Masters				
Doctor of Philosophy					
Total					
Gross Graduation Rates Per Program Level					
Technical/Vocational					
Pre-Baccalaureate	30	59%	196%	For immediate employment	
Baccalaureate	65	57%	88%		

Prepared by:


DR. CELY S. BINOYA
 Planning Officer


ATTY. MARITO T. BERNALES, PhD
 SUC President III

REPORT OF PHYSICAL ACCOMPLISHMENTS
For the Quarter Ending June 30, 2013

DEPARTMENT: STATE UNIVERSITIES & COLLEGES
AGENCY: CENTRAL BICOL STATE UNIVERSITY OF AGRICULTURE

MAJOR FINAL OUTPUTS (MFOs) PROGRAMS, ACTIVITIES, and PROJECTS (PAPs)	PERFORMANCE INDICATORS (PIs)	Target	Actual	% of Accomplishment	Remarks
(1)	(2)	(3)	(4)	(5)	(6)
	Post-Baccalaureate	63	63%	100%	
	Masters	39	38%	97%	
	Doctor of Philosophy	94	79%	84%	
	All Program Levels Combined				
	FTE Faculty With Baccalaureate as Highest Degree	26	35	134.60%	There was an increase in the number of faculty with Doctorate as highest degree as well as faculty with Master as highest degree because of the financial support given by the University as well as the compliance of the requirements of CHED
	FTE Faculty With Master as Highest Degree	45	87	193%	
	FTE Faculty With Doctorate as Highest Degree	16	24	150%	
	% of FTE Faculty With Baccalaureate as Highest Degree	67%	48%	71.6%	
	% of FTE Faculty With Master as Highest Degree	57%	68%	119%	
	% of FTE Faculty With Doctorate as Highest Degree	5%	6%	120%	
	Licensure Passing Rates (Average Per Year)				
	Agriculture, Forestry, Fisheries	35%	35%	100%	
	Education, Science & Teacher Training	40%	59.24%	148%	
	Engineering, Technology and IT	50%	50%	100%	
	Medical and Allied				
	Other Fields/Criminology	40%	42.28%	105.70%	
	All Fields Combined				

Prepared by:


DR. CELY S. BINOZA
 Planning Officer


ATTY. MARITO T. BERNALES, PhD
 SUC President III

REPORT OF PHYSICAL ACCOMPLISHMENTS
For the Quarter Ending June 30, 2013


DEPARTMENT: STATE UNIVERSITIES & COLLEGES
AGENCY: CENTRAL BICOL STATE UNIVERSITY OF AGRICULTURE

MAJOR FINAL OUTPUTS (MFOs) PROGRAMS, ACTIVITIES, and PROJECTS (PAPs)	PERFORMANCE INDICATORS (PIs)	Target	Actual	% of Accomplishment	Remarks
(1)	(2)	(3)	(4)	(5)	(6)
	<p>% Of All Programs Which Are Candidate Status</p> <ul style="list-style-type: none"> Technical/Vocational Pre-Baccalaureate Baccalaureate Post-Baccalaureate Masters Doctor of Philosophy <p>% Of All Programs Which Are Accredited at Level 1</p> <ul style="list-style-type: none"> Technical/Vocational Pre-Baccalaureate Baccalaureate Post-Baccalaureate Masters Doctor of Philosophy <p>% Of All Programs Which Are Accredited at Level 2</p> <ul style="list-style-type: none"> Technical/Vocational Pre-Baccalaureate Baccalaureate Post-Baccalaureate Masters Doctor of Philosophy 				

Prepared by:



DR. CELY S. BINOYA
Planning Officer



ATTY. MARITO T. BERNALES, PhD
SUC President III

REPORT OF PHYSICAL ACCOMPLISHMENTS
For the Quarter Ending June 30, 2013


DEPARTMENT: STATE UNIVERSITIES & COLLEGES
AGENCY: CENTRAL BICOL STATE UNIVERSITY OF AGRICULTURE

MAJOR FINAL OUTPUTS (MFOs) PROGRAMS, ACTIVITIES, and PROJECTS (PAPs)	PERFORMANCE INDICATORS (PIs)	Target	Actual	% of Accomplishment	Remarks
(1)	(2)	(3)	(4)	(5)	(6)
MFO 2 - RESEARCH SERVICES	% Of All Programs Which Are Accredited at Level 3 Technical/Vocational Pre-Baccalaureate Baccalaureate Post-Baccalaureate Masters Doctor of Philosophy				
	Number of Externally-Funded Merit Scholars Technical/Vocational Pre-Baccalaureate Baccalaureate Post-Baccalaureate Masters - Full time scholars Part time Scholars Doctor of Philosophy	212	412	194.33	Limited sponsors of merit scholarships
	1. Number of Research Outputs Published 2.1.1. In International Journals 2.1.2. In Other International Journals 2.1.3. In Referred National Journals 2.1.4. In Other National Journals 2.1.5. In Institutional Journals	0	0	0	
		5	5	100%	
		0	0	0	
		4	4	100%	
		0	0	0	

Prepared by:



DR. CELY S. BINOYA
Planning Officer



ATTY. MARITO T. BERNALES, PhD
SUC President III


REPORT OF PHYSICAL ACCOMPLISHMENTS
For the Quarter Ending June 30, 2013

DEPARTMENT: STATE UNIVERSITIES & COLLEGES
AGENCY: CENTRAL BICOL STATE UNIVERSITY OF AGRICULTURE

MAJOR FINAL OUTPUTS (MFOs) PROGRAMS, ACTIVITIES, and PROJECTS (PAPs)	PERFORMANCE INDICATORS (PIs)	Target	Actual	% of Accomplishment	Remarks
(1)	(2)	(3)	(4)	(5)	(6)
MFO 3 - EXTENSION SERVICES	2. Number of Research Outputs Disseminated or Presented				
	2.2.1. In International Fora/ Conferences	5	5	100%	
	2.2.2. In National Fora/ Conferences	4	4	100%	
	2.2.3. In Philippine Regional Fora/ Conferences	1	1	100%	
	2.2.4. No. of Researchers with Track Records	56	56	100%	
	2.2.5. No. Inventions Patented/ Commercialized	0	0	0	
	2.2.6. No. of Copyrights Registered	0	0	0	
	2.2.7. No. of Externally-Funded Research Projects in Progress	32	32	100%	

Prepared by:


DR. CELY S. BINOYA
Planning Officer


ATTY. MARITO T. BERNALES, PhD
SUC President III

REPORT OF PHYSICAL ACCOMPLISHMENTS
For the Quarter Ending June 30, 2013


DEPARTMENT: STATE UNIVERSITIES & COLLEGES
AGENCY: CENTRAL BICOL STATE UNIVERSITY OF AGRICULTURE

MAJOR FINAL OUTPUTS (MFOs) PROGRAMS, ACTIVITIES, and PROJECTS (PAPs)	PERFORMANCE INDICATORS (PIs)	Target	Actual	% of Accomplishment	Remarks
(1)	(2)	(3)	(4)	(5)	(6)
GENERAL ADMINISTRATIVE & SUPPORT SERVICES (GASS)					
SUPPORT TO OPERATIONS (STO)					
Personnel Development and Welfare Support	No. of Personnel who Pursue Studies and Sent for Trainings	215	214	99.50	All campuses
Guidance and Counseling	No. of Clients Served	6,410	6,413	100	All campuses
Library Services	No. of Clients Served	27,954	28,404	102	All campuses
Infirmary Services	No. of Clients Served	2,200	2,390	109	All campuses
Student Housing	No. of Clients Served	600	600	100	All campuses
ICT Services	No. of Clients Served	1166	8,723	748	All campuses

Prepared by:



DR. CELY S. BINOYA
Planning Officer



ATTY. MARITO T. BERNALES, PhD
SUC President III